



UD TRUCKS

NEW  
**Quester**

**GWE 280**  
**GWE 350**

**6x4T ABS**



Telematics

Air Conditioner

Fuel Coaching



Drive for better

# Spesifikasi Teknis



| DIMENSI (mm)      | GWE 280 ABS   | GWE 350 ABS |
|-------------------|---------------|-------------|
| WB, Wheelbase     | 3.400 + 1.370 |             |
| OL, Panjang total | 7.055         |             |
| OW, Lebar total   | 2.500         |             |
| OH, Tinggi total  | 3.224         |             |

| BERAT (kg)          | GWE 280 ABS | GWE 350 ABS |
|---------------------|-------------|-------------|
| Berat kosong chasis | 8.462       | 8.738       |
| GVW/GCW             | 38.000      | 46.000      |

| MESIN           | GH8E 280 E5                                     | GH8E 350 E5                             |
|-----------------|---|---|
| Tipe            | Mesin diesel Common Rail dengan 6 Silinder, OHC |   |
| Isi Silinder    | 7,698 liter                                     |   |
| Output maksimum | 280 hp (206 kW)<br>@ 2.200 rpm / 283 ps         | 350 hp (257 kW)<br>@ 2.200 rpm / 354 ps |
| Torsi maksimum  | 1.050 Nm @ 1.100 -<br>1.700 rpm / 107 kgm       | 1.200 Nm @ 900 -<br>1.600 rpm / 122 kgm |
| Standar emisi   | Euro 5  |   |

| TRANSMISI             | ST1199  |
|-----------------------|---|
| Tipe                  | 9-Kecepatan Direct Drive dirancang untuk torsi 1.190 Nm |
| Jumlah gigi           | 9 maju dan 1 mundur                                     |
| Diameter kopling (mm) | 420   |

| SUMBU BELAKANG   | RTS 2670                            |
|------------------|-------------------------------------|
| Tipe             | Tandem axle dengan single reduction |
| Final gear ratio | 6,17                                |

| RANGKA                 | FST8080   |
|------------------------|---|
| Lebar x Tinggi x Tebal | 90mm x 300mm x 8mm  |
| Ketebalan dalam        | Ketebalan 5mm mulai dari akhir transmisi sampai dengan di atas boogie |

| REM       | Full Air  |
|-----------|---|
| Rem utama | Dual-line system dengan S-Cam dan brake chamber di posisi yang tinggi Standar Antilock Braking System (ABS) |

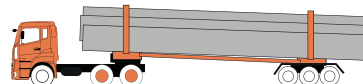
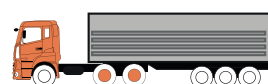
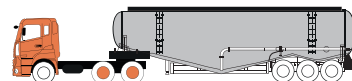
| RODA & BAN  |                               |
|-------------|-------------------------------|
| Ukuran ban  | 11.00.20.16PR                 |
| Ukuran roda | Steel wheel rims - 8.0" x 20" |

| KAPASITAS TANGKI      |           |
|-----------------------|-----------|
| Volume tangki BBM     | 315 liter |
| Volume tangki AdBlue® | 50 liter  |

| PERFORMA            |      |
|---------------------|------|
| Gradability (tan θ) | 0,48 |

| KABIN       |             |
|-------------|-------------|
| Tipe        | Sleeper Cab |
| Fifth Wheel | JOST 2 inch |

| INTERIOR |   |
|----------|---|
| Standar  | Air conditioner<br>Fuel coaching system<br>Telematics |



Bulk Cement/Hi-Blow

Low Bed Trailer

Flat Bed Trailer

Gas Tank Trailer

Container Trailer

Logging Trailer

Liquid Tank Trailer

\*Aksesori dan tipe kabin dalam ilustrasi gambar, mungkin tidak termasuk dalam paket penjualan.  
\*Kami berhak mengubah spesifikasi produk tanpa pemberitahuan sebelumnya.